






<p>My Letter <b>A</b> Book</p> 	 <p>Apple</p>
 <p>Ant</p>	 <p>Airplane</p>


My Letter A Book

Phonics Letter a Activity

Circle the picture that begins with "a".



# Third Period



## UNIT 5 BUSY AT HOME

- PARTS OF THE HOUSE
- WHAT?
- WHO?
- WHERE?
- SHAPES

# Third Period

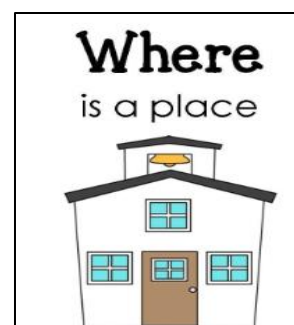
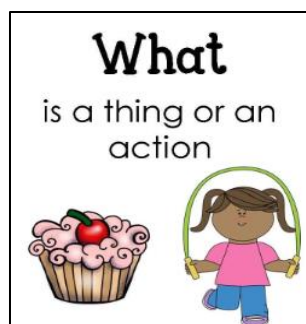

## VOCABULARY P-I

### THIRD PERIOD

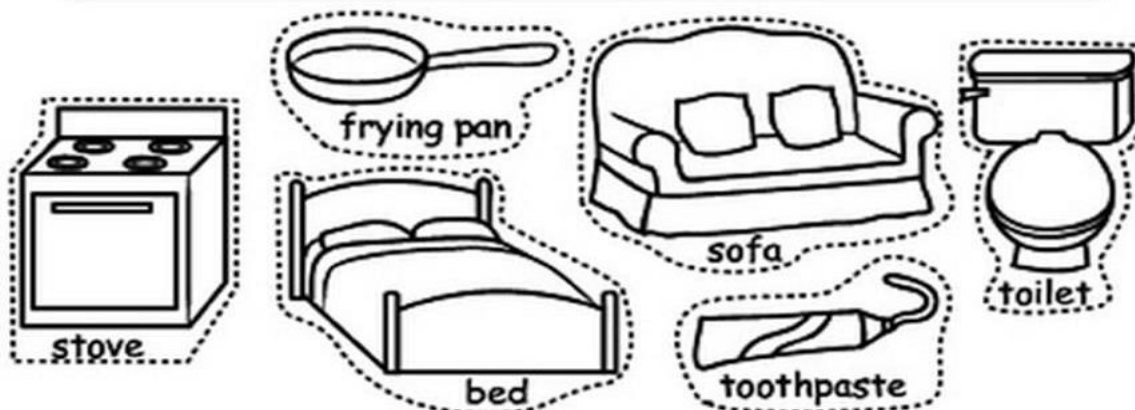
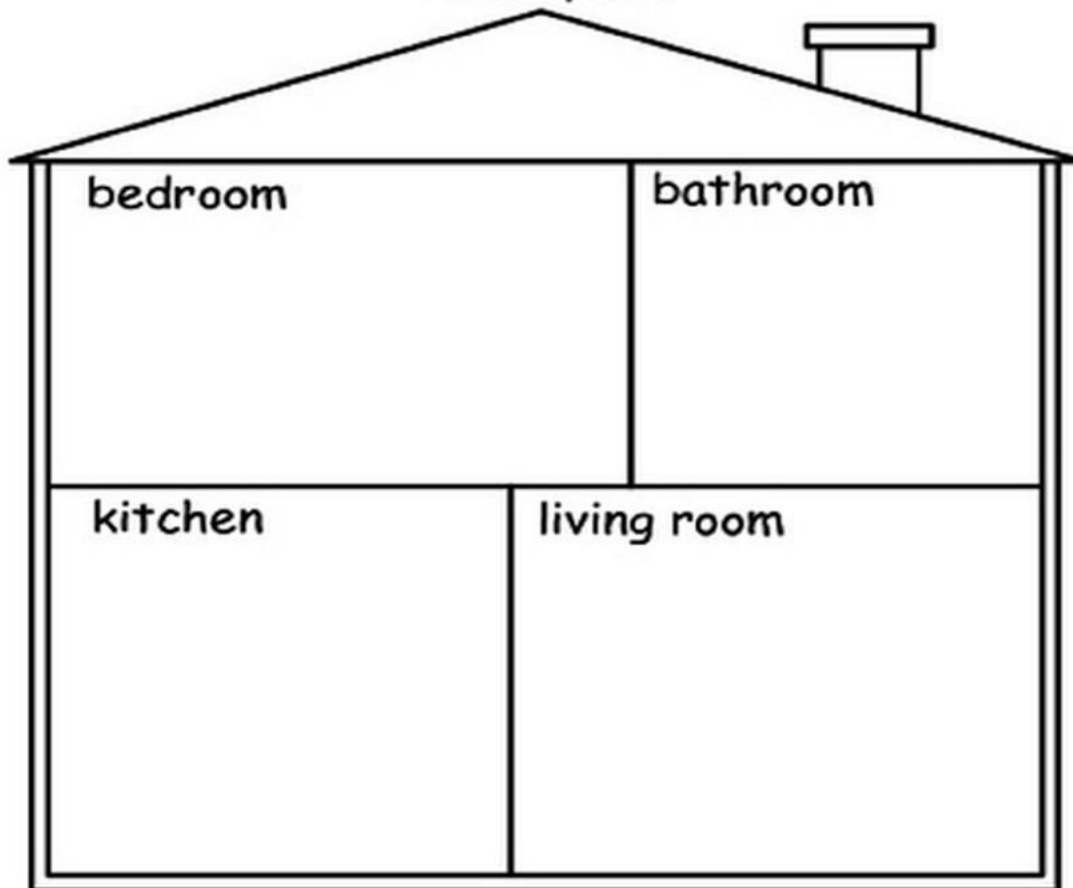
### BIG ENGLISH

NO.	ENGLISH	PRONUNCIATION	SPANISH
1	Bathroom	Badrum	Baño
2	Bedroom	Bedrum	Recamara
3	Dinig room	Daining rum	Comedor
4	Kitchen	Kitchen	Cocina
5	Living room	Living rum	sala
6	Brushing my teeth	Brushing mai tit	Cepillar mis dientes
7	Combing my hair	Combing mai jer	peinarse el cabello
8	Making lunch	Meiking lonch	Hacer comida
9	Taking a bath	Teiking a bat	bañarse
10	Drawing	Drowing	Dibujar
11	Eating	Iting	Comiendo
12	Playing	Plei-ing	Jugando
13	Reading	Riding	Leyendo
14	Talking	Toking	Hablando
15	Washing	Washing	Lavando
16	I can't be late	Ai cant bi leit	No puedo llegar tarde
17	I have no time to	Ai jav no taim tu	No tengo tiempo para
18	Waste	Weist	Gastar
19	I'm busy	Aim bisy	Estoy ocupado
20	Apartment	Apartment	Departamento
21	Circle	Circol	Círculo
22	Houseboat	jausbout	Casa flotante
23	Lighthouse	Laigtjaus	Faro
24	Maine	Maine	Maine
25	Rectangle	Rectángl	Rectángulo
26	Square	Skuer	Cuadrado
27	Triangle	Triangol	Triángulo
28	Yurt	Yurt	Chosa-cabaña
29	Where	Wer	Dónde
30	Shapes	sheips	figuras

27	Triangle	Triangol	Triángulo
28	Yurt	Yurt	Chosa-cabaña
29	Where	Wer	Dónde
30	Shapes	sheips	figuras



Cut and paste.



# ANSWER THE QUESTIONS

1. Where's mum?

---

2. Where's my Little sister?

---

3. Where's my sister?

---

4. Where's my dad?

---

5. Where's my brother?

---



Look. Listen and check (✓).

1



yes  no

2



yes  no

3



yes  no

4



yes  no

3 Look and write. Use the words from the box.

combing drawing eating reading talking washing



1 She's \_\_\_\_\_  
a book.



2 He's \_\_\_\_\_ on  
the phone.



3 She's \_\_\_\_\_  
the dishes.



4 He's \_\_\_\_\_  
a picture.



5 He's \_\_\_\_\_ lunch.



6 He's \_\_\_\_\_ his hair.

4 Look at the picture. Answer the questions.



cooking  
drawing  
playing  
reading

1 What's the grandma doing?

She's \_\_\_\_\_ a picture.

2 What's the dad doing?

He's \_\_\_\_\_ lunch.

3 What's the sister doing?

She's \_\_\_\_\_ a book.

4 What's the brother doing?

He's \_\_\_\_\_.

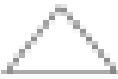
## Shape Name Writing Practice



Circle Circle Circle



Square Square



Triangle Triangle



Rectangle Rectangle




Star Star Star Star



Heart Heart Heart




Oval Oval Oval Oval






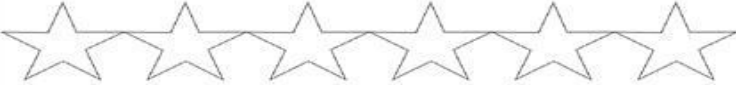



Diamond Diamond








Use the code to color the shapes.






2.- Color , count and complete .

SHAPES	NUMBER	ENGLISH NUMBRE
	<b>5</b>	<b>F i v e</b>
		<b>F _ u r</b>
		<b>T w _ _</b>
		<b>S _ _ x</b>
		<b>Thr _ _ _</b>
		<b>O _ _ e</b>
		<b>Se _ _ e _</b>

	•	•	<b>Star</b>
	•	•	<b>Square</b>
	•	•	<b>Heart</b>
	•	•	<b>Circle</b>
	•	•	<b>Triangle</b>
	•	•	<b>Rectangle</b>
	•	•	<b>Oval</b>




## Reading Comprehension

Read and answer the comprehension questions:



### The Pretty Tree



Jan has a pretty tree. The tree is green and has a big yellow star. There are four ornaments on the tree. They are red and green.

1. What color is the star?

---

---

---

2. How many ornaments are there?

---

---

---

3. Who has a pretty tree?

---

---

---

1. I wear a \_\_\_\_\_ on my head.

2. I wear \_\_\_\_\_ on my hands.

3. I wear a \_\_\_\_\_ when it rains.

4. I wear \_\_\_\_\_ at the beach.

5. I like to wear \_\_\_\_\_.

This is James.

James has brown hair.


He wears a red jacket.

His shorts  
are blue.

James has a  
red umbrella.


He has  
orange rain  
boots.






# Summer Clothing

Directions: Color the clothing you would wear in the summer.



©Annie Moffatt® The Moffatt Girls 2016






# MY CHORES

## FIND A WORD



cat



van



jam



pan

j	s	a	d	p
v	a	l	r	a
a	p	a	z	n
n	e	b	a	g
t	m	s	c	o
b	f	c	a	t
a	q	i	s	n
t	g	d	a	h
k	j	a	m	l
c	a	p	y	b



bag



cap



sad



bat

Name: \_\_\_\_\_

# Reading Comprehension

Read the short passage and answer the questions.

## A Little Bird

I see a bird in the bush.  
The bird is very little.  
It is blue. The bird is  
looking for a worm.



1. What do I see?

2. What color is it?

3. What is it looking for?

